

30.03.2023

# Climate Change Adaptation \* Equity/ Justice: Insights of three assessments

**Dr. Diana Reckien**, Associate Professor Climate Change and Urban Inequality,  
University of Twente, the Netherlands;  
Coordinating Lead Author WGII Ch.17: Decision-making options  
for managing risks

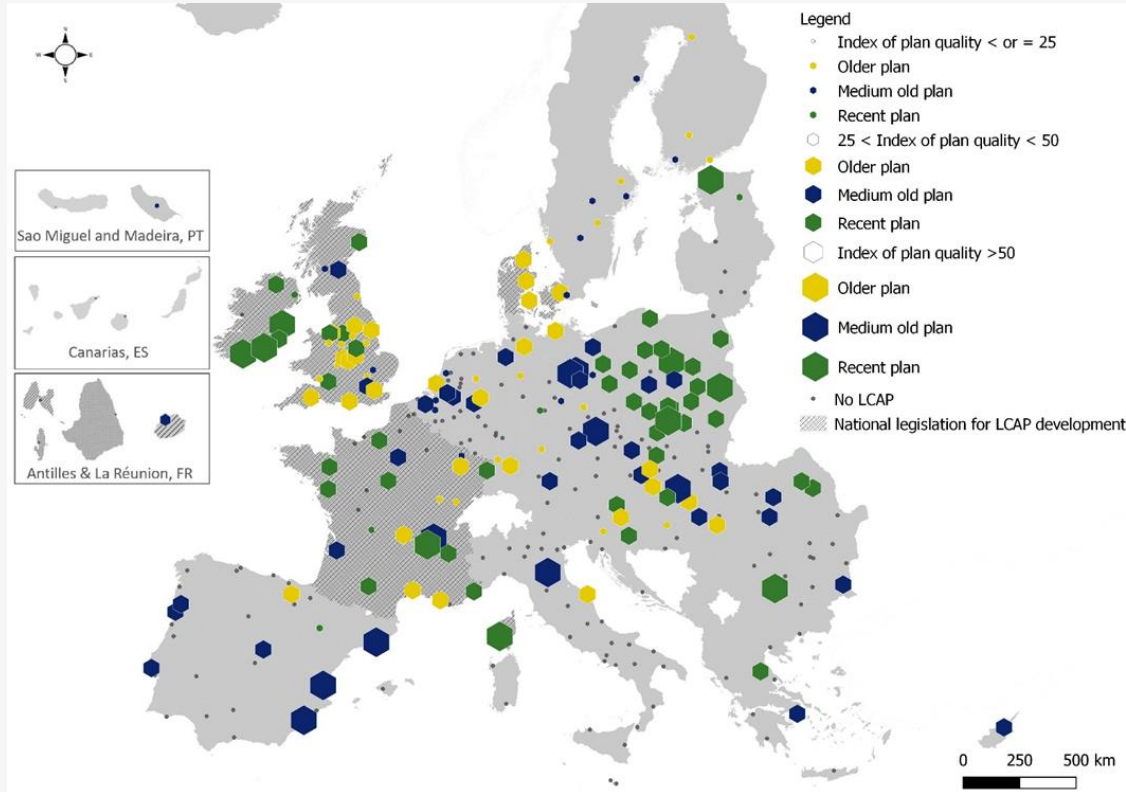


## Climate Change Adaptation \* Equity/ Justice: Insights of three assessments

### Outline

- **Three projects centering on the adaptation\*equity/ justice interrelations:**
- 1) **What are the climate change-related justice concerns globally?** Definitions
- 2) **Where are areas of concern spatially?** Third Assessment Report for Climate Change in Cities ([ARC3.3](#) of the [UCCRN](#));
- 3) **What do we know about justice outcomes of adaptation globally?** Outcomes of the [latest IPCC AR6 WGII report](#);
- 4) **What do we know about justice considerations in European adaptation plans?** Recent study of the EURO-LCP network on [European cities](#).

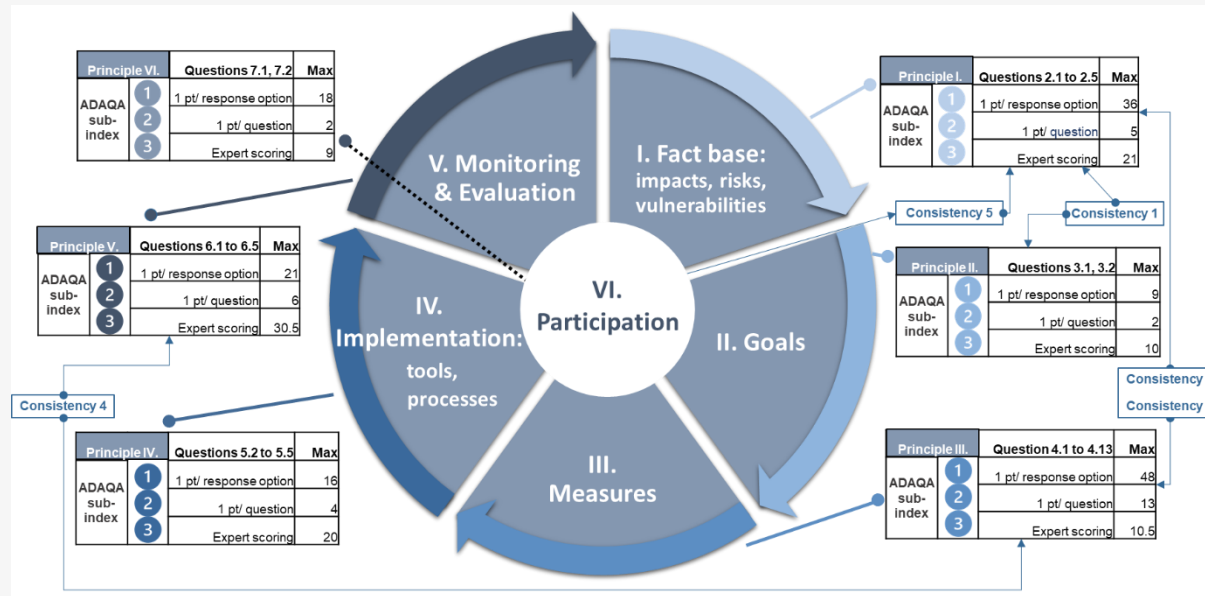
# Justice considerations in European adaptation plans?



Our recent paper in Nature Urban Sustainability:  
<https://doi.org/10.1038/s42949-023-00085-1>

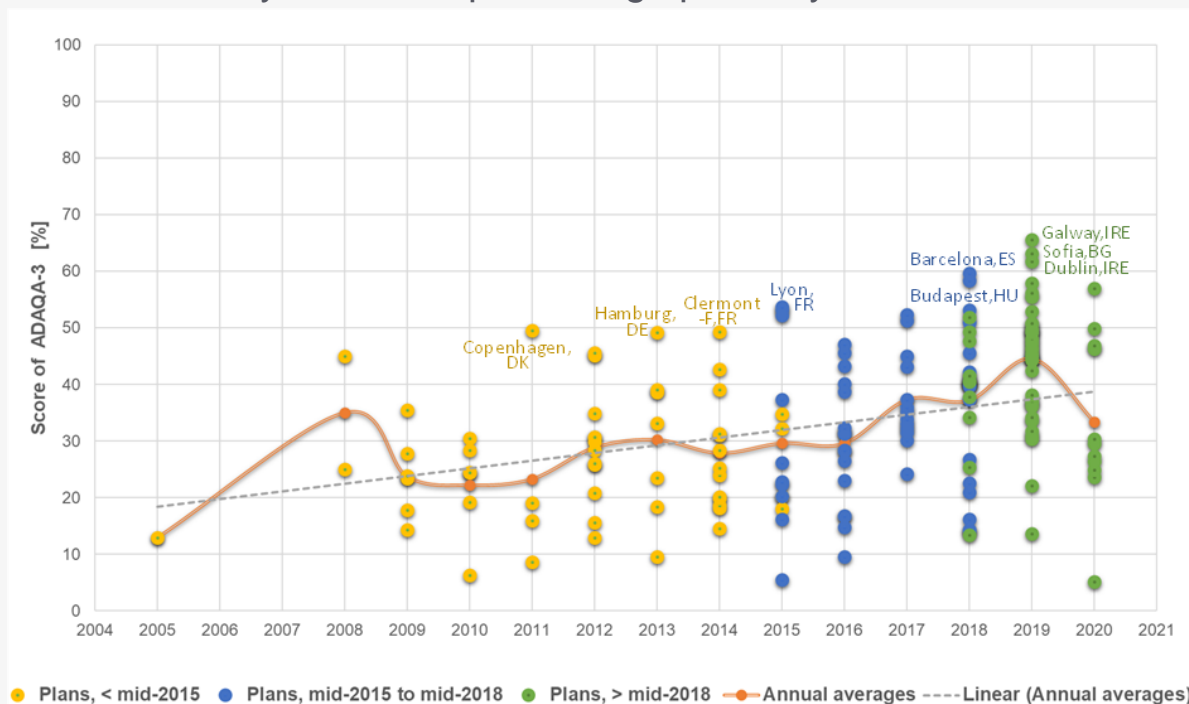
## Quality of adaptation planning index

- We develop the ADAQA index consisting of six well-established plan quality principles, including a measure for participation and plan consistency.



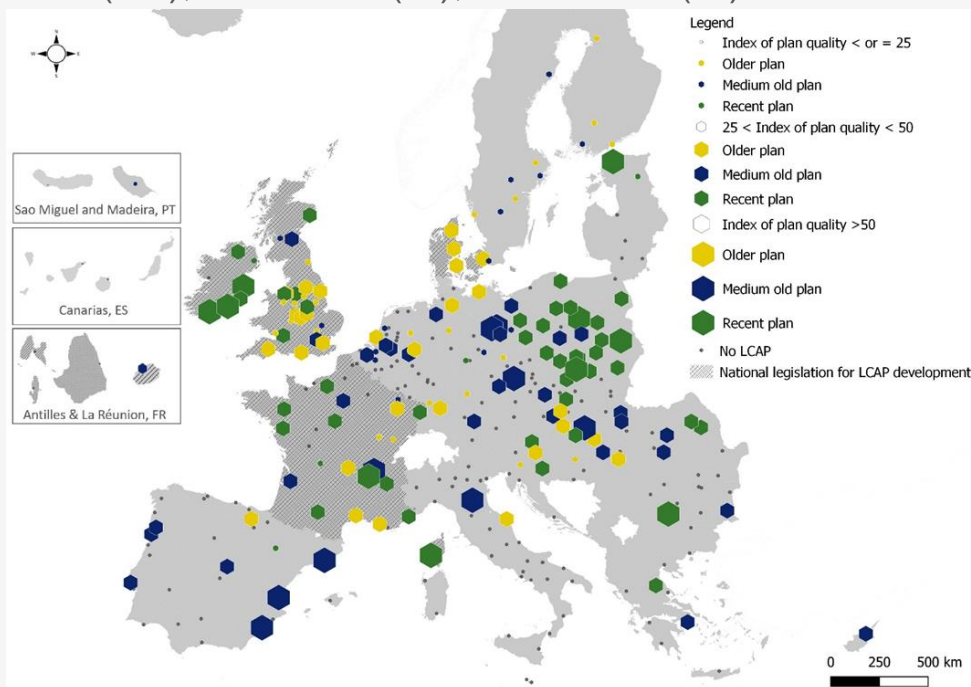
## Quality of adaptation planning over time

- **Finding#1:** Urban climate change adaptation Plan Quality in European cities is increasing from 2005 to 2020, by about 1.3 percentage points/ year.



## Quality of adaptation planning across European cities

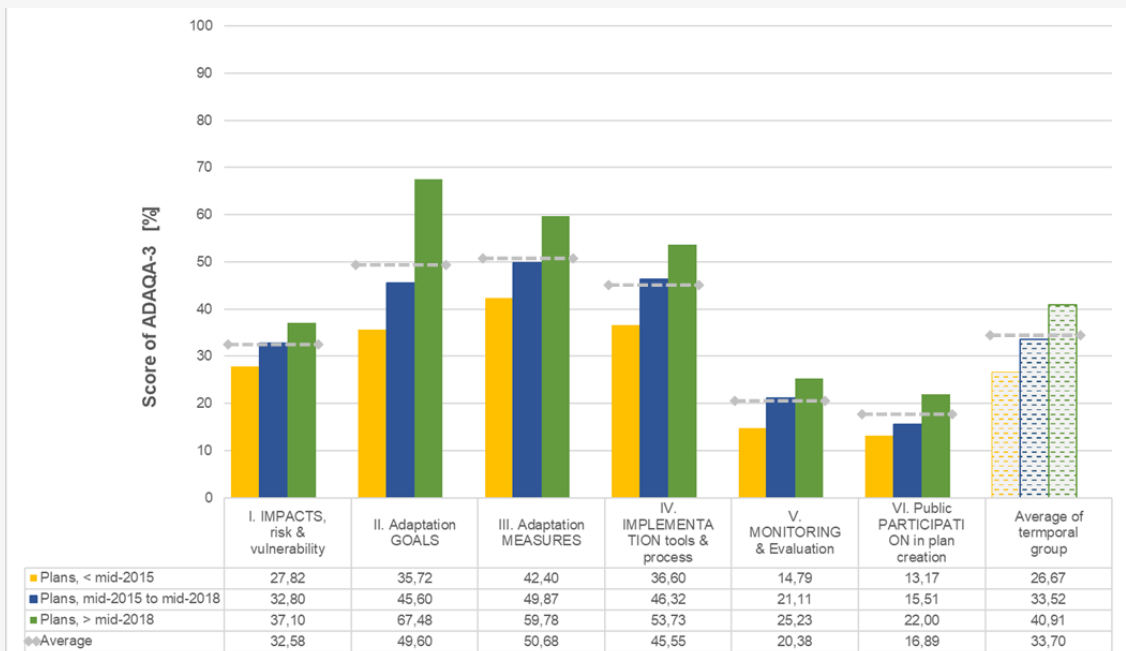
- Finding#2:** Newer plans, which are higher in quality, are mainly found in cities in Ireland, France, and Eastern Europe, in particular Poland. But there are also some good plans before 2018, spread across Europe, mostly in larger cities. Top-ranking cities are Sofia (BG), Galway (IE), and Dublin (IE) (IE) Potsdam (DE), Waterford (IE), and Dublin (IE).





## Quality of adaptation planning across principles/ components

- **Finding#3:** Across principles of climate change adaptation plan quality, specifying adaptation goals improved most in recent plans.
- Specifying monitoring & evaluation, and participation is generally low.

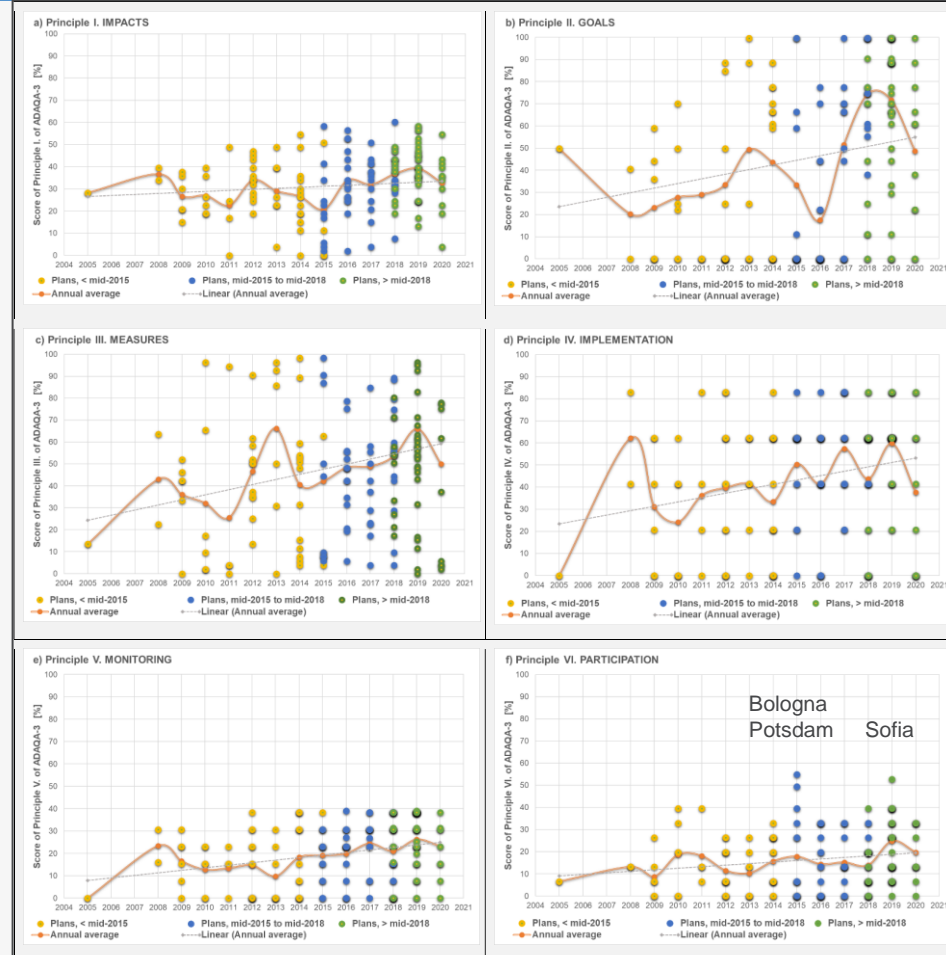


## Quality of adaptation planning

### For individual cities

- Across principles of climate change adaptation plan quality, specifying adaptation goals improved most in recent plans.
- Specifying monitoring & evaluation, and participation is generally low.

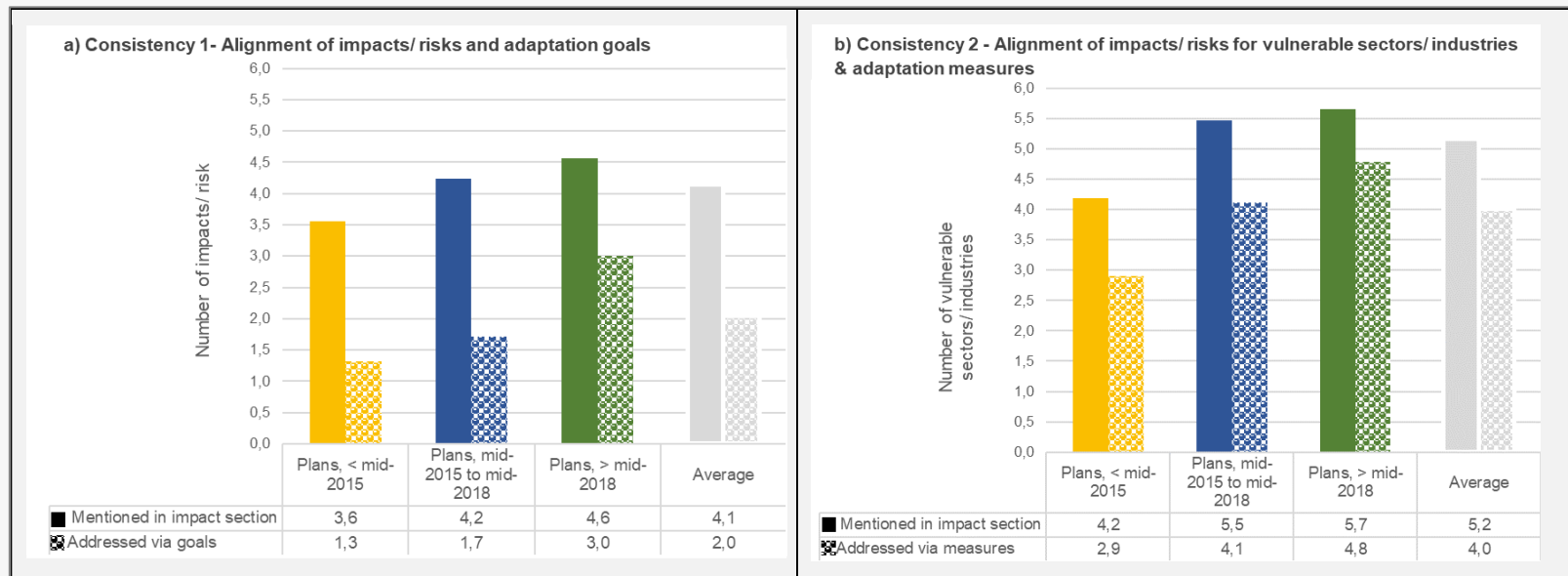
Our recent paper in Nature Urban Sustainability:  
<https://doi.org/10.1038/s42949-023-00085-1>





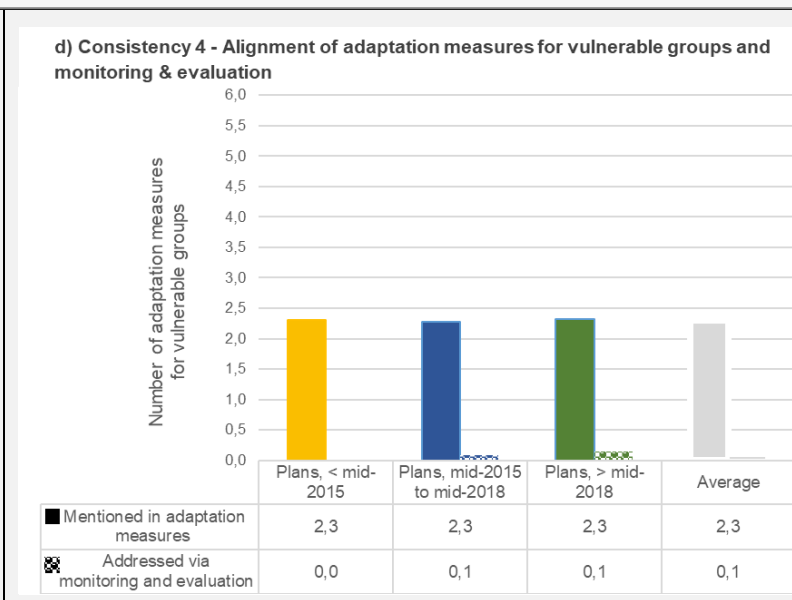
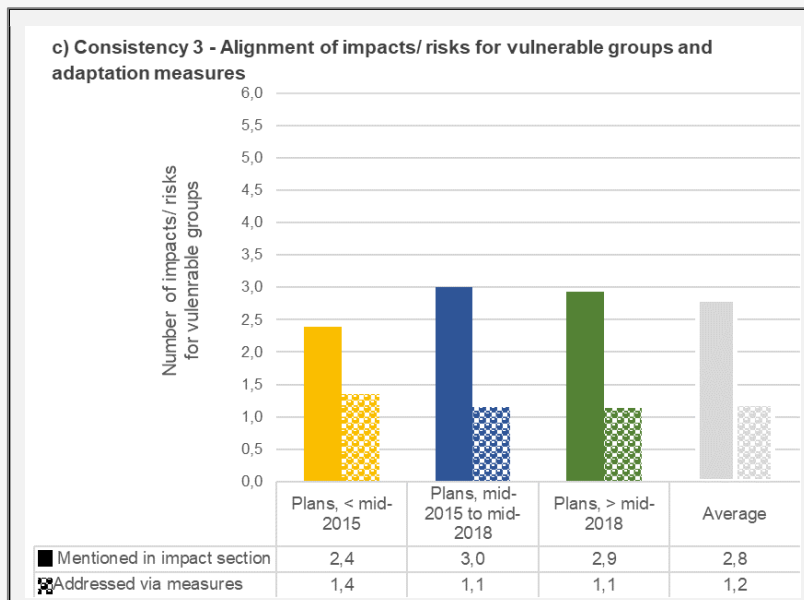
## Quality of adaptation planning re consistency

- Finding#4:** Adaptation plans are consistent to a degree between impacts of/ risks to specific hazards and adaptation goals, and impacts of/ risks to industries and measures.




## Quality of adaptation planning re consistency

- **Findings#5:** We are missing out on focusing on people most in need.
- **Consistency decreased over time when looking at impacts on vulnerable groups and measures.** Consistency between measures for vulnerable groups and M&E, and impacts on vulnerable groups and participation is very low.



## Study on quality of adaptation planning

- **Findings#6:** Happy to announce that we developed a scoring tool [here](https://www.lcp-initiative.eu/) useful to compute the adaptation plan quality score of any city by inputting plan content along a questionnaire.



EURO LCP Initiative  
Local Climate Plans

search

- About
- Highlights
- Team
- Geographical coverage
- Publications and Conferences
- Awards and Recognitions
- Climate Change Adaptation Scoring Tool

### Access and Documentation

- To use the tool, simply go to [CC Scoring Tool](#)
- Climate Change Scoring Tool has comprehensive supporting documentation, available via the links on the tool's home page.
- Free and accessible to everyone.
- First-time user? Check out the [CC Adaptation Scoring Tool User Guide](#).

### Introduction

Along a number of steps, you are inputting data on the content of your local adaptation plan.

- To start that process you first need to go to the tab "Project database" on the left-hand side and then press "Create new project".
- You will then have to answer a number of questions on the content of the adaptation plan.
- In the end, the tool calculates a numerical value/ a number that shows the quality of your adaptation plan.

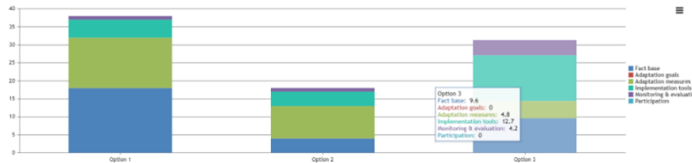
That number can be compared to a maximum score achievable in each section, showing you where most efforts for improvement are seen. You will also have the opportunity to compare your score with other plans already analyzed and part of the database.

Results

Copy Excel Print

Summary

Total Score - Option 1	38
Total Score - Option 2	18
Total Score - Option 3	31.3

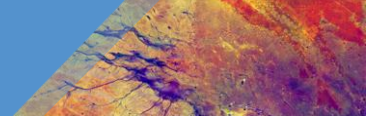


Option 3 breakdown:

- Fact base: 9.8
- Adaptation goals: 0
- Implementation measures: 4.8
- Implementation tools: 12.1
- Monitoring & evaluation: 4.2
- Participation: 0

Answering the complete questionnaire will take you approximately 10 minutes. You have the option to either input real data or you can just use the tool for exploration. If you input data from an existing adaptation plan we will ask you for your email address in order to verify your data and in order to have the possibility to contact you if we have any questions related to your input. In that case, your data is saved. If you just want to explore the tool we do not ask for an email address and your data will not be stored.

<https://www.lcp-initiative.eu/>



## Quality of adaptation planning over time

### Summary

- Equity/ justice concerns are increasingly reflected in (European cities') adaptation plans, identifying impacts on vulnerable groups, and involving more vulnerable groups more often in plan development.
- However, the extent of participation is still low in absolute terms.... Moreover, younger plans got worse in aligning adaptation measures with the identified impacts on vulnerable groups.
- Largest group of concern is, rightly so, people of low-income → Focus on them
- Best adaptation options for vulnerable groups:
  - Social safety nets; Farm/ fishery practice adjustments; Diets changes/ Food waste reduction; Health and health system adaptation
  - Public administrations are extremely important for those and other adaptation

# THANK YOU VERY MUCH !

## Dr. Diana Reckien

University of Twente

d.reckien@utwente.nl

### For More Information:

 [www.ipcc.ch](http://www.ipcc.ch)

 IPCC Secretariat: [ipcc-sec@wmo.int](mailto:ipcc-sec@wmo.int)

IPCC Press Office: [ipcc-media@wmo.int](mailto:ipcc-media@wmo.int)

### Follow Us:

 /  @IPCC

 @IPCC\_CH #IPCCReport

 [linkedin.com/company/ipcc](https://www.linkedin.com/company/ipcc)